

FUND CODE	FUND NAME	CASH BALANCE 2/28/2021	RECEIPTS	DISBURSEMENTS	TRANSFER IN/(OUT)	Net Change	CASH BALANCE 3/31/2021
CASH IN BANK - NON POOLED CASH ACCOUNTS - NON-BUDGETED, N							
BANKTEXAS ACCOUNTS							
200	Road & Bridge CD RRC Restricted	\$ 27,881.53	\$ 21.39	\$0.00	\$0.00	\$21.39	\$ 27,902.92
233	Sheriff's Forfiture Fund (Budgeted)	3,623.41	0.00	0.00	-	0.00	3,623.41
401	Grant Fund	1,667,317.71	0.00	0.00	0.00	0.00	1,667,317.71
601	Interest & Sinking	27,321.75	5.76	0.00	0.00	5.76	27,327.51
895	Health Plan	1,033,231.31	215,004.77	(393,641.47)	0.00	(178,636.70)	854,594.61
895	Health Plan CD	691,587.50	410.92	0.00	0.00	410.92	691,998.42
895	Health Plan CDARS	0.00	0.00	0.00	0.00	0.00	0.00
898	MRP/DPC Clearing	16,396.36	4,906.80	(5,128.84)	0.00	(222.04)	16,174.32
	District Clerk Clearing	20,645.14	32,065.64	(24,315.47)	0.00	7,750.17	28,395.31
	JP1 Clearing	8,433.00	18,161.50	(9,262.00)	0.00	8,899.50	17,332.50
	JP2 Clearing	12,477.29	20,142.50	(13,318.29)	0.00	6,824.21	19,301.50
	JP3 Clearing - CNB	4,993.33	11,368.00	(6,585.33)	0.00	4,782.67	9,776.00
	JP4 Clearing	7,456.00	10,093.46	(4,232.00)	0.00	5,861.46	13,317.46
	Treasurer's Credit Card	0.00	30.00	(30.00)	0.00	0.00	0.00
	TOTAL BANKTEXAS - NON POOLED CASH ACCOUNTS	\$ 3,521,364.33	\$ 312,210.74	\$ (456,513.40)	\$0.00	\$ (144,302.66)	\$ 3,377,061.67
TEXPOOL ACCOUNTS							
601	Interest & Sinking	38,101.63	0.62	0.00	0.00	0.62	38,102.25
895	Health Plan	1,214.02	0.00	0.00	0.00	0.00	1,214.02
	TOTAL TEXPOOL - NON POOLED CASH ACCOUNTS	\$39,315.65	\$0.62	\$0.00	\$0.00	\$ 0.62	\$ 39,316.27
	TOTAL CASH IN BANK - NON POOLED CASH ACCOUNTS	\$ 3,560,679.98	\$ 312,211.36	\$ (456,513.40)	\$0.00	\$ (144,302.04)	\$ 3,416,377.94
	TOTAL CASH IN BANK - ALL TREASURER'S ACCOUNTS	\$ 38,493,986.49	\$ 1,531,038.18	\$ (2,125,763.35)	\$0.00	\$ (594,725.17)	\$ 37,899,261.32

Miscellaneous Information
 Indebtedness as of 3/31/2021: \$0.00 Certificate of Obligation: None
 RB Line of Credit-Railroad Commission \$25,000 CD Secured - Current Balance Available \$27,902

Bank Texas (including CDARS and ICS)	\$ 36,345,070.65	
Non-Depository Investments	490,893.43	
TexPool:	1,063,297.24	
Total	\$ 37,899,261.32	0.00
Bank Texas Interest Income: Interest Rate .00%-.08%	\$ 2,209.34	
Certificates of Deposit: Interest Rates Varies	12,751.26	
CDARS Interest Income	0.00	
TexPool Interest Income: Interest Rate .02%	16.88	
Total Interest Income	\$ 14,977.48	0.00

I, Becky S. Burford, County Treasurer, in and for the County of Wood, State of Texas, do hereby present the March 2021 Statement of Cash Accounts Activity, the attached Treasurer's Report of Cash Receipts and Disbursements, and the Report of Securities as true and correct statements, to the best of my knowledge, of accounts under the control of Wood County Treasurer and furthermore state that the fund balances are on deposit earning interest in accordance with the Wood County Investment Policy earning interest in accordance with the Wood County Depository Contract.

Becky S. Burford

 Becky S. Burford, Wood County Treasurer

Presented, examined, and accepted at the regular term of Commissioners Court on this the 3 day of May, 2021.

Lucy Hebron

 Lucy Hebron, County Judge

Virgil Holland, Jr.

 Virgil Holland, Jr. Commissioner Precinct 1

Jerry Gayhall

 Jerry Gayhall, Commissioner Precinct 2

Mike Simmons

 Mike Simmons, Commissioner Precinct 3

Russell Acker

 Russell Acker, Commissioner Precinct 4


Terri Sellers

 Terri Sellers, Auditor

ATTEST
Kelley Price

 Kelley Price, County Clerk

RECEIVED AD
 MAY 04 2021



**WOOD COUNTY, TEXAS
RECAP OF FUNDS BY BANK ACCOUNTS
FOR THE MONTH ENDING MARCH 31, 2021**

Fund	Beginning Cash Balance	M-T-D Receivables	M-T-D Disbursements	Transfers	Ending Balance	BankTexas Quitman	Allocation of Cash			Total Cash
							BankTexas CDARS	Non-Depository Banks	TexPool	
200 Road & Bridge CD Restricted	\$ 27,881.53	\$21.39	\$0.00	\$0.00	\$27,902.92	\$27,902.92	\$0.00	\$0.00	\$0.00	\$27,902.92
233 Sheriff Forfeiture Fund	3,623.41	-	-	-	3,623.41	3,623.41	0.00	0.00	0.00	3,623.41
401 Grants	1,667,317.71	-	-	-	1,667,317.71	1,667,317.71	0.00	0.00	0.00	1,667,317.71
601 Interest and Sinking	65,423.38	6.38	-	-	65,429.76	27,327.51	0.00	0.00	38,102.25	65,429.76
890 Pooled Funds	20,319,790.00	1,206,507.87	(1,669,249.95)	0.00	19,857,047.92	18,833,066.95	0.00	0.00	1,023,980.97	19,857,047.92
890 Pooled CDs	14,613,516.51	12,318.95	0.00	0.00	14,625,835.46	14,134,942.03	0.00	490,893.43	0.00	14,625,835.46
895 Health Plan Fund	1,034,445.33	215,004.77	(393,641.47)	0.00	855,808.63	854,594.61	0.00	0.00	1,214.02	855,808.63
895 Health Plan CDs	691,587.50	410.92	0.00	0.00	691,998.42	691,998.42	0.00	0.00	0.00	691,998.42
898 MRP/DPC Clearing	16,396.36	4,906.80	(5,128.84)	0.00	16,174.32	16,174.32	0.00	0.00	0.00	16,174.32
District Clerk Clearing	20,645.14	32,065.64	(24,315.47)	0.00	28,395.31	28,395.31	0.00	0.00	0.00	28,395.31
JP1 Clearing	8,433.00	18,161.50	(9,262.00)	0.00	17,332.50	17,332.50	0.00	0.00	0.00	17,332.50
JP2 Clearing	12,477.29	20,142.50	(13,318.29)	0.00	19,301.50	19,301.50	0.00	0.00	0.00	19,301.50
JP3 Clearing	4,993.33	11,368.00	(6,585.33)	0.00	9,776.00	9,776.00	0.00	0.00	0.00	9,776.00
JP4 Clearing	7,456.00	10,093.46	(4,232.00)	0.00	13,317.46	13,317.46	0.00	0.00	0.00	13,317.46
Treasurer's Credit Card	0.00	30.00	(30.00)	0.00	0.00	0.00	0.00	0.00	0.00	0.00
Grand Total	\$ 38,493,986.49	\$ 1,531,038.18	\$ (2,125,763.35)	\$ -	\$ 37,899,261.32	\$ 36,345,070.65	\$ (0.00)	\$ 490,893.43	\$ 1,063,297.24	\$ 37,899,261.32

FILED FOR RECORD
 2021 JUN 15 AM 10:51
 KELLEY PRICE
 COUNTY CLERK, WOOD CO TX

WOOD COUNTY, TEXAS
 COMBINED STATEMENT OF CASH ACCOUNTS ACTIVITY
 FOR THE YEAR-TO-DATE THROUGH MARCH 31, 2021

FUND CODE	FUND NAME	CASH BALANCE 9/30/2020	PRIOR-YEAR RECLASSES	REVISED CASH BALANCE 9/30/2020	CURRENT-YEAR			TRANSFER IN/(OUT)	Net Change	CASH BALANCE 3/31/2021
					RECLASSES	RECEIPTS	DISBURSEMENTS			
BUDGETED FUNDS										
OPERATING FUNDS										
100	General	\$ 18,872,105.40	\$ 14,165.00	\$ 18,886,270.40	\$ 16,793.37	\$ 14,680,034.69	\$ (9,478,187.96)	\$ 231,759.11	\$ 5,333,605.84	\$ 24,236,669.61
200	Road and Bridge Fund	4,432,760.33	(14,150.00)	4,418,610.33	1,015.30	5,088,767.78	(3,296,727.37)	(21,837.97)	1,770,202.44	6,189,828.07
270	Tobacco Settlement Fund	105,613.97	0.00	105,613.97	0.00	0.00	0.00	0.00	0.00	105,613.97
Total Operating Funds		\$ 23,410,479.70	\$ 15.00	\$ 23,410,494.70	\$ 17,808.67	\$ 19,668,802.47	\$ (12,774,915.33)	\$ 209,921.14	\$ 7,103,808.28	\$ 30,532,111.65
SPECIAL REVENUE FUNDS										
230	CC-Records Mgmt. & Preservation	761,303.31	(11.00)	761,292.31	0.00	77,125.42	(40,409.96)	0.00	36,715.46	798,007.77
231	General Records Mgmt. & Preservation	40,747.49	(4.00)	40,743.49	0.00	3,772.59	(282.75)	0.00	3,489.84	44,233.33
232	CC-Records Archive Fee	565,468.79	0.00	565,468.79	0.00	72,968.73	0.00	0.00	72,968.73	638,437.52
234	Courthouse Security	65,295.75	0.00	65,295.75	0.00	14,565.38	(549.50)	(10,500.00)	3,515.88	68,811.63
235	Hotel and Motel Tax	239,053.30	0.00	239,053.30	0.00	69,391.90	(5,550.67)	(15.00)	63,826.23	303,879.53
236	Child Welfare	7,308.10	0.00	7,308.10	0.00	599.08	(7,302.39)	0.00	(6,703.31)	604.79
238	Crime Victims Services	5,768.72	0.00	5,768.72	0.00	21.54	0.00	0.00	21.54	5,790.26
239	Justice Court Technology	65,071.97	0.00	65,071.97	0.00	4,135.44	(6,269.00)	0.00	(2,133.56)	62,938.41
240	DC-Records Mgmt & Preservation	21,457.58	0.00	21,457.58	0.00	2,593.77	0.00	0.00	2,593.77	24,051.35
241	JP Building Security Fee	9,718.54	0.00	9,718.54	0.00	1,193.34	(5,815.00)	0.00	(4,621.66)	5,096.88
242	Elections Special	62,621.51	0.00	62,621.51	0.00	24,414.74	0.00	0.00	24,414.74	87,036.25
243	Guardianship	62,611.31	0.00	62,611.31	0.00	2,979.33	0.00	0.00	2,979.33	65,590.64
244	CC-Technology	8,428.65	0.00	8,428.65	0.00	278.20	0.00	0.00	278.20	8,706.85
245	DC-Technology	21,006.40	0.00	21,006.40	0.00	1,738.15	0.00	0.00	1,738.15	22,744.55
246	DC-Records Archive Fee	33,976.61	0.00	33,976.61	0.00	2,890.76	(44,284.28)	0.00	(41,403.52)	3,426.91
247	DC-CT Records Preservation	34,812.77	0.00	34,812.77	0.00	935.45	0.00	0.00	935.45	35,748.22
260	Law Library	71,029.69	0.00	71,029.69	0.00	10,280.92	(1,960.00)	0.00	8,320.92	79,350.61
305	Constable Forfeiture	10.68	0.00	10.68	1,500.00	303.35	(235.00)	0.00	68.35	1,579.03
402	Election - CARES Grant	45,045.34	0.00	45,045.34	(19,308.67)	65.94	(30,588.97)	4,998.67	(25,524.36)	212.31
Total Special Revenue Funds		\$ 2,120,736.51	\$ (15.00)	\$ 2,120,721.51	\$ (17,808.67)	\$ 290,254.03	\$ (143,257.52)	\$ (5,516.33)	\$ 141,480.18	\$ 2,244,393.92
OTHER FUNDS										
250	Right of Way	876,132.98		876,132.98	0.00	3,433.97	0.00	0.00	3,433.97	879,566.95
281	Community Supervision & Corr.	356,671.30	0.00	356,671.30	0.00	188,757.89	(251,772.26)	0.00	(63,014.37)	293,656.93
290	Juvenile Probation Department	33,726.73	0.00	33,726.73	0.00	122,399.00	(130,476.57)	0.00	(8,077.57)	25,649.16
892	Historical Commission	53,809.16	0.00	53,809.16	0.00	259.14	(1,780.81)	5,000.00	3,478.33	57,287.49
Total Other Funds		\$ 1,320,340.17	\$ -	\$ 1,320,340.17	\$ -	\$ 314,850.00	\$ (384,029.64)	\$ 5,000.00	\$ (64,179.64)	\$ 1,256,160.53
TOTAL BUDGETED FUNDS		\$ 26,851,556.38	\$ -	\$ 26,851,556.38	\$ (0.00)	\$ 20,273,906.50	\$ (13,302,202.49)	\$ 209,404.81	\$ 7,181,108.82	\$ 34,032,665.20
NON-BUDGETED AND NON-COUNTY FUNDS										
880	Treasurer's State Fees	52,975.77	0.00	52,975.77	0.00	191,918.49	(165,808.75)	(14,257.52)	11,852.22	64,827.99
891	Payroll Fund	372,737.46	0.00	372,737.46	0.00	0.00	12,652.73	0.00	12,652.73	385,390.19
999	Upper Sabine Valley Waste Mgmt	0.00	0.00	0.00	0.00	0.00	0.00	0.00	0.00	0.00
TOTAL NON-BUDGETED FUNDS		\$ 425,713.23	\$ -	\$ 425,713.23	\$ -	\$ 191,918.49	\$ (153,156.02)	\$ (14,257.52)	\$ 24,504.95	\$ 450,218.18
TOTAL CASH IN POOLED ACCOUNTS		\$ 27,277,269.61	\$ -	\$ 27,277,269.61	\$ (0.00)	\$ 20,465,824.99	\$ (13,455,358.51)	\$ 195,147.29	\$ 7,205,613.77	\$ 34,482,883.38
CASH IN BANK - POOLED CASH ACCOUNTS										
890	AP Pooled Cash	931,318.48	0.00	931,318.48	0.00	449.72	(6,088,324.03)	6,650,000.00	562,125.69	1,493,444.17
890	Payroll Pooled Cash	873,366.85	0.00	873,366.85	0.00	347.69	(7,365,064.48)	7,995,000.00	630,283.21	1,503,650.06
890	Deposits Pooled Cash	8,075,027.15	0.00	8,075,027.15	0.00	20,369,737.56	0.00	(12,615,831.99)	7,753,905.57	15,828,932.72
890	CD Investments	15,460,287.08	0.00	15,460,287.08	0.00	85,787.49	0.00	(1,411,132.54)	(1,325,345.05)	14,134,942.03
890	CD Non-Depository	496,120.00	0.00	496,120.00	0.00	2,273.43	0.00	(7,500.00)	(5,226.57)	490,893.43
890	CDARS Investments	911,752.25	0.00	911,752.25	0.00	6,835.93	0.00	(918,588.18)	(911,752.25)	(0.00)
890	TexasPool Pooled Investments	523,587.80	0.00	523,587.80	0.00	393.17	0.00	500,000.00	500,393.17	1,023,980.97
890	Jury Pooled Cash	5,810.00	0.00	5,810.00	0.00	0.00	(1,970.00)	3,200.00	1,230.00	7,040.00
TOTAL CASH IN BANK - POOLED CASH ACCOUNTS		\$ 27,277,269.61	\$ -	\$ 27,277,269.61	\$ -	\$ 20,465,824.99	\$ (13,455,358.51)	\$ 195,147.29	\$ 7,205,613.77	\$ 34,482,883.38
0.00										

2021 JUN 15 AM 10:54
 CLERK, WOOD CO TX
 FILED FOR RECORD

FUND CODE	FUND NAME	PRIOR-YEAR		REVISED		CURRENT-YEAR			TRANSFER IN/(OUT)	Net Change	CASH BALANCE 3/31/2021
		CASH BALANCE 9/30/2020	RECLASSES	CASH BALANCE 9/30/2020	RECLASSES	RECEIPTS	DISBURSEMENTS				
CASH IN BANK - NON POOLED CASH ACCOUNTS - NON-BUDGE											
BANKTEXAS ACCOUNTS											
200	Road & Bridge CD RRC Restricted	\$ 27,764.95	\$ -	\$ 27,764.95	\$ -	\$ 137.97	\$ -	\$ -	\$ 137.97	\$ 27,902.92	
233	Shariff's Forfiture Fund (Budgeted)	3,276.41	0.00	3,276.41	0.00	347.00	0.00	0.00	347.00	3,623.41	
401	Grant Fund	195,197.08	0.00	195,197.08	0.00	1,667,267.92	0.00	(195,147.29)	1,472,120.63	1,667,317.71	
601	Interest & Sinking	27,055.90	0.00	27,055.90	0.00	271.61	0.00	0.00	271.61	27,327.51	
895	Health Plan	790,087.98	0.00	790,087.98	0.00	1,313,500.51	(1,387,584.37)	138,590.49	64,506.63	854,594.61	
895	Health Plan CD	826,797.71	0.00	826,797.71	0.00	3,791.20	0.00	(138,590.49)	(134,799.29)	691,998.42	
895	Health Plan CDARS	0.00	0.00	0.00	0.00	0.00	0.00	0.00	0.00	-	
898	MRP/DPC Clearing	13,647.64	0.00	13,647.64	0.00	29,989.08	(27,462.40)	0.00	2,526.68	16,174.32	
	District Clerk Clearing	29,557.57	0.00	29,557.57	0.00	162,154.12	(163,316.38)	0.00	(1,162.26)	28,395.31	
	JP1 Clearing	14,190.31	0.00	14,190.31	0.00	72,079.55	(68,937.36)	0.00	3,142.19	17,332.50	
	JP2 Clearing	9,946.27	0.00	9,946.27	0.00	98,263.68	(88,908.45)	0.00	9,355.23	19,301.50	
	JP3 Clearing	5,914.74	0.00	5,914.74	0.00	55,803.36	(51,942.10)	0.00	3,861.26	9,776.00	
	JP4 Clearing	5,883.75	0.00	5,883.75	0.00	40,997.06	(33,563.35)	0.00	7,433.71	13,317.46	
	Treasurer's Credit Card	0.00	0.00	0.00	0.00	30.00	(30.00)	0.00	0.00	0.00	
	TOTAL BANKTEXAS - NON POOLED CASH ACCOUNTS	\$ 1,949,320.31	\$ -	\$ 1,949,320.31	\$ -	\$ 3,444,633.06	\$ (1,821,744.41)	(\$195,147.29)	\$ 1,427,741.36	\$ 3,377,061.67	
TEXPOOL ACCOUNTS											
601	Interest & Sinking	38,086.65	0.00	38,086.65	0.00	15.60	0.00	0.00	15.60	38,102.25	
895	Health Plan	1,214.02	0.00	1,214.02	0.00	0.00	0.00	0.00	0.00	1,214.02	
	TOTAL TEXPOOL - NON POOLED CASH ACCOUNTS	\$ 39,300.67	\$ -	\$ 39,300.67	\$ -	\$ 15.60	\$ 0.00	\$ 0.00	\$ 15.60	\$ 39,316.27	
	TOTAL CASH IN BANK - NON POOLED CASH ACCOUNTS	\$ 1,988,620.98	\$ -	\$ 1,988,620.98	\$ -	\$ 3,444,648.66	\$ (1,821,744.41)	(\$195,147.29)	\$ 1,427,756.96	\$ 3,416,377.94	
	TOTAL CASH IN BANK - ALL TREASURER'S ACCOUNTS	\$ 29,265,890.59	\$ -	\$ 29,265,890.59	\$ -	\$ 23,910,473.65	\$ (15,277,102.92)	(\$0.00)	\$ 8,633,370.73	\$ 37,899,261.32	
Miscellaneous Information											0.00
Indebtedness as of 3/31/2021: \$0.00 Certificate of Obligation: None											
RB Line of Credit-Railroad Commission \$25,000 CD Secured - Current Balance Available \$27,902											
	Bank Texas (including CDARS and ICS)	Cash Balance				\$ 36,939,812.70					
	Non-Depository Investments	Cash Balance				490,893.43					
	TexPool:	Cash Balance				1,063,280.36					
	Total					\$ 38,493,986.49					
	Bank Texas Interest Income:					\$ 10,987.23					
	Certificates of Deposit:					91,989.79					
	CDARS Interest Income:					6,835.93					
	TexPool Interest Income:					408.77					
	Total Interest Income					\$ 110,221.72		0.00			

I, Becky S. Burford, County Treasurer, in and for the County of Wood, State of Texas, do hereby present the March 2021 Statement of Cash Accounts Activity, the attached Treasurer's Report of Cash Receipts and Disbursements, and the Report of Securities as true and correct statements, to the best of my knowledge, of accounts under the control of Wood County Treasurer and furthermore state that the fund balances are on deposit earning interest in accordance with the Wood County Investment Policy earning interest in accordance with the Wood County Depository Contract.

Presented, examined, and accepted at the regular term of Commissioners Court on this the June day of May 2021.

Becky S. Burford

 Becky S. Burford, Wood County Treasurer

Lucy Hebron

 Lucy Hebron, County Judge

Virgil Holland, Jr.

 Virgil Holland, Jr. Commissioner Precinct 1

Jerry Gaskin

 Jerry Gaskin, Commissioner Precinct 2

Debra Simmons

 Debra Simmons, Commissioner Precinct 3

Russell Packer


 Russell Packer, Commissioner Precinct 4

Jerrit Sellers

 Jerrit Sellers, Auditor

ATTEST
Kelley Price

 Kelley Price, County Clerk



**WOOD COUNTY, TEXAS
RECAP OF FUNDS BY BANK ACCOUNTS
FOR THE YEAR-TO-DATE ENDING March 31, 2021**

Fund	Beginning Cash Balance	Y-T-D Receipts	Y-T-D		Ending Balance	BankTexas Quitman	-----Allocation of Cash-----			Total Cash
			Disbursements	Transfers			BankTexas CDARS	Non-Depository Banks	TexPool	
200 Road & Bridge CD Restricted	\$ 27,764.95	\$137.97	\$0.00	\$0.00	\$27,902.92	\$27,902.92	\$0.00	\$0.00	\$0.00	\$27,902.92
233 Sheriff Forfeiture Fund	3,276.41	347.00	-	-	3,623.41	3,623.41	0.00	0.00	0.00	\$3,623.41
401 Texas Comm. Dev. Program	195,197.08	1,667,267.92	-	(195,147.29)	1,667,317.71	1,667,317.71	0.00	0.00	0.00	\$1,667,317.71
601 Interest and Sinking	65,142.55	287.21	-	-	65,429.76	27,327.51	0.00	0.00	38,102.25	\$65,429.76
890 Pooled Funds	10,409,110.28	20,370,928.14	(13,455,358.51)	2,532,368.01	19,857,047.92	18,833,066.95	0.00	0.00	1,023,980.97	\$19,857,047.92
890 Pooled CDs	16,868,159.33	94,896.85	-	(2,337,220.72)	14,625,835.46	14,134,942.03	0.00	490,893.43	0.00	\$14,625,835.46
895 Health Plan Fund	791,302.00	1,313,500.51	(1,387,584.37)	138,590.49	855,808.63	854,594.61	0.00	0.00	1,214.02	\$855,808.63
895 Health Plan CDs	826,797.71	3,791.20	-	(138,590.49)	691,998.42	691,998.42	0.00	0.00	0.00	\$691,998.42
898 MRP/DPC Clearing	13,647.64	29,989.08	(27,462.40)	-	16,174.32	16,174.32	0.00	0.00	0.00	\$16,174.32
District Clerk Clearing	29,557.57	162,154.12	(163,316.38)	-	28,395.31	28,395.31	0.00	0.00	0.00	\$28,395.31
JP1 Clearing	14,190.31	72,079.55	(68,937.36)	-	17,332.50	17,332.50	0.00	0.00	0.00	\$17,332.50
JP2 Clearing	9,946.27	98,263.68	(88,908.45)	-	19,301.50	19,301.50	0.00	0.00	0.00	\$19,301.50
JP3 Clearing	5,914.74	55,803.36	(51,942.10)	-	9,776.00	9,776.00	0.00	0.00	0.00	\$9,776.00
JP4 Clearing	5,883.75	40,997.06	(33,563.35)	-	13,317.46	13,317.46	0.00	0.00	0.00	\$13,317.46
Treasurer's Credit Card	0.00	30.00	-30.00	0.00	0.00	0.00	0.00	0.00	0.00	0.00
Grand Total	\$ 29,265,890.59	\$ 23,910,473.65	\$ (15,277,102.92)	\$ (0.00)	\$ 37,899,261.32	\$ 36,345,070.65	\$ (0.00)	\$ 490,893.43	\$ 1,063,297.24	\$ 37,899,261.32
	\$ -	0.00	0.00	(0.00)	0.00					0.00

FILED FOR RECORD
 2021 JUN 15 AM 10:51
 KELLEY PRICE
 COUNTY CLERK, WOOD CO TX

SECURITIES PLEDGED TO WOOD COUNTY, TEXAS

Report as of March 31, 2021

Pledge Date	Description	CUSIP	Maturity Date	Current Par	Market Value 28-Feb-21	Market Value 31-Mar-21
02/09/2013	Ferris TX	Frost/BTH 31569CT3	Released 2.26.2021	Released 2.26.2021	0	0
02/07/2013	Ferris TX	Frost/BTH 315669CU0	03/01/2022	110,000	110,337	110,296
08/27/2019	Carthage Tx	Frost/BTH 146717NZ2	08/15/2023	590,000	626,987	626,250
01/09/2019	Randall Co. TX	Frost/BTH 752278KH3	08/01/2025	415,000	459,164	455,824
08/19/2019	Pearson PL Raod Dist Tx	Frost/BTH 7051TAK9	08/15/2027	200,000	225,404	222,732
05/31/2017	Wylie-Ref Tx	Frost/BTH 983064TW6	02/15/2029	625,000	639,663	637,837
01/03/2018	FHLMC	Frost/BTH 3132LKA34	10/01/2030	1,653,391	1,778,972	1,751,243
	Fort Worth 15 High LTV	Frost/BTH 3132LKA34	10/01/2030	1,000,000	1,246,750	1,225,230
	Plano ISD-Bldg TX	Frost/BTH 727199YK1	02/15/2031	1,000,000	1,155,360	1,143,330
02/10/2020	Pleasant Grv ISD - Unref Tx	Frost/BTH 728292HV8	02/15/2031	350,000	372,642	371,140
12/31/2020	Lake Travis ISD-REF	Frost/BTH 511074SG2	02/15/2034	1,000,000	1,167,960	1,149,130
12/31/2020	Tyler ISD-REF	Frost/BTH 902273WK3	02/15/2034	1,000,000	1,132,180	1,118,420
01/04/2019	Denton Util Sys TX	Frost/BTH 249015C89 #2	12/01/2034	500,000	614,205	596,395
	Temple TX Indep Sch D TX	Frost/BTH 88081PC2	02/01/2035	1,000,000	1,129,060	1,118,350
	Conroe ISD - REF TX	Frost/BTH 208418F24	02/15/2035	1,000,000	1,164,110	1,145,200
	Waller ISD -REF TX	Frost/BTH 932493GN3	02/15/2035	1,000,000	1,139,610	1,127,500
	Waller ISD -REF TX	Frost/BTH 932493GN3	02/15/2035	1,000,000	1,139,610	1,127,500
12/31/2020	McKinney-REF-W/S REV	Frost/BTH 581714YJ5	03/15/2035	1,350,000	1,634,472	1,601,114
12/31/2020	Corpus Christie ISD TX	Frost/BTH 2201477J5	08/15/2035	1,215,000	1,485,872	1,454,246
12/31/2020	Fort Bend ISD-A TX	Frost/BTH 346843SP1	08/15/2035	625,000	766,031	749,706
01/04/2019	Newark Hgr Edu-A-REF TX	Frost/BTH 650346BN8	08/15/2035	500,000	555,275	550,130
10/02/2019	Longview- IMPT TX	Frost/BTH 543247Y53	09/01/2035	2,000,000	2,342,700	2,297,960
01/04/2019	Jourdanton ISD-GLDG TX	Frost/BTH 481124EA9	02/15/2036	535,000	654,396	646,355
11/15/2019	Crowley ISD-B-REF TX	Frost/BTH 228130DU1	08/01/2036	1,000,000	1,201,690	1,189,350
11/15/2019	San Antonio ISD-A-REF TX	Frost/BTH 796269XV5	08/01/2036	1,000,000	1,123,980	1,138,900
11/15/2019	Buda TX	Frost/BTH 118828HC9	08/15/2036	1,000,000	1,132,380	1,123,780
01/04/2019	Lubbock Cooper ISD TX	Frost/BTH 549108SC3	02/15/2037	530,000	615,918	605,832
01/03/2018	Conroe-A-CTFS Oblig TX	Frost/BTH 208399G82	03/01/2037	420,000	481,160	473,340
11/15/2019	Austin ISD TX	Frost/BTH 052430PT6	08/01/2037	1,115,000	1,367,202	1,349,852
11/15/2019	Hutto - CTFS Oblig Tx	Frost/BTH 448474PM2	08/01/2037	1,000,000	1,143,630	1,124,100
10/02/2019	Forney ISD-REF TX	Frost/BTH 346425BZ3	08/15/2037	1,255,000	1,527,799	1,508,397
				\$25,988,391	\$30,134,519	\$29,739,439

(22,790) (307,524) 0

Total BankTexas Account Balances as of report date:


22,350,374 23,010,121

* plus \$250,000 FDIC coverage

COUNTY CLERK, WOOD CO TX
 FILED FOR REC
 2021 JUN 15 AM 10:24
 129%

WOOD COUNTY, TEXAS

INVESTMENT ACTIVITY FOR MARCH 31, 2021

WOOD COUNTY, TEXAS											Accumulated			
INVESTMENT ACTIVITY FOR MARCH 31, 2021											Accrued			
CD ID	Description	Bank	Acct	Maturity Date	Original Principal	Current Balance	Purchases/Deposits	Interest Credited	Withdrawals	Current Balance	This Month's	Accumulated		
						02/28/2021				03/31/2021	Unpaid Interest	Unpaid Interest		
16	*7485 DPC 12 MONTH	BTH	DPC	11/10/2020	\$ 500,000.00	\$ 554,161.77		\$ 255.07		\$ 554,416.84	\$ 200.50	\$ 200.50		
17	*7507 DPC 12 MONTH	BTH	DPC	11/10/2020	250,000.00	277,080.90		127.53		277,208.43	100.25	100.25		
18	*7523 HP 12 MONTH	BTH	HP	11/10/2020	75,000.00	83,124.24		38.26		83,162.50	30.07	30.07		
58	*182 DPC 365 DAY	CNB	DPC	10/15/2021	124,200.00	121,188.54		0.00		121,188.54	41.17	100.93		
59	*183 DPC 365 DAY	CNB	DPC	10/15/2021	124,200.00	119,563.01		0.00		119,563.01	39.62	99.58		
60	*884 DPC 365 DAY	FNBNW	DPC	10/16/2021	117,500.00	125,070.94		0.00		125,070.94	53.16	128.56		
61	*885 DPC 365 DAY	FNBNW	DPC	10/16/2021	117,500.00	125,070.94		0.00		125,070.94	53.16	128.56		
123	CD 24 month	BTH	DPC	08/13/2022	500,000.00	549,590.05		379.44		549,969.49	257.65	257.65		
124	CD 24 month	BTH	DPC	08/13/2022	500,000.00	549,590.05		379.44		549,969.49	257.65	257.65		
211	CD 24 month	BTH	DPC	10/03/2021	500,002.00	513,912.47		808.18		514,720.65	729.96	729.96		
212	CD 24 month	BTH	DPC	10/03/2021	500,003.00	513,913.50		808.18		514,721.68	729.96	729.96		
214	CD 24 month	BTH	DPC	10/31/2021	500,003.00	513,827.03		894.62		514,721.65	28.90	28.90		
215	CD 12 month	BTH	DPC	11/06/2021	850,003.00	868,954.19		399.96		869,354.15	371.55	371.55		
216	CD 12 month	BTH	HP	11/06/2021	300,001.00	306,689.65		141.16		306,830.81	131.13	131.13		
218	CD 18 month	BTH	DPC	08/21/2021	875,000.00	889,676.46		1,132.94		890,809.39	405.13	405.13		
219	CD 18 month	BTH	DPC	08/21/2021	875,001.00	889,677.45		1,132.94		890,810.39	405.13	405.13		
220	CD 12 month	BTH	DPC	04/07/2021	850,004.00	857,157.00		657.55		857,814.55	587.54	587.54		
221	CD 12 month	BTH	DPC	04/07/2021	850,005.00	857,158.01		657.55		857,815.56	587.54	587.54		
222	CD 12 month	BTH	DPC	05/07/2021	850,006.00	856,455.07		657.01		857,112.08	587.06	587.06		
223	CD 24 month	BTH	DPC	05/07/2022	500,004.00	504,328.79		441.05		504,769.84	394.13	394.13		
224	CD 12 month	BTH	DPC	06/10/2021	850,007.00	855,729.32		656.45		856,385.77	516.17	516.17		
225	CD 24 month	BTH	DPC	06/10/2022	500,005.00	503,843.91		440.62		504,284.53	346.50	346.50		
226	CD 12 month	BTH	DPC	07/10/2021	850,008.00	855,027.55		655.91		855,683.46	515.75	515.75		
227	CD 24 month	BTH	DPC	07/10/2022	500,006.00	503,373.25		440.21		503,813.46	346.18	346.18		
228	CD 12 month	BTH	HP	07/10/2021	300,002.00	301,773.61		231.50		302,005.11	182.03	182.03		
228A	CD 12 month	BTH	DPC	08/20/2021	850,009.00	853,442.75		523.78		853,966.51	224.60	224.60		
229	CD 12 month	BTH	DPC	08/20/2021	850,010.00	853,443.75		523.78		853,967.51	224.60	224.60		
230	CD 24 month	BTH	DPC	08/20/2022	500,007.00	502,279.82		346.78		502,626.60	148.72	148.72		
Restricted	RB CD *1703 RRC	BTH*	DPC	03/26/2021	25,000.00	27,881.53		21.39		27,902.92	2.29	2.29		
Total CDs					\$ 14,983,486.00	\$ 15,332,985.54	\$ -	\$ 12,751.26	\$ -	\$ 15,345,736.80	\$ 8,498.10	\$ 8,768.62		
TEXPOOL					WAM	176		0.00		(0.00)	0.00	0.00		
Deposit Pooled Cash					TxP	DPC		\$ 1,023,964.71	\$ 16.26	\$ 1,023,980.97	n/a	n/a		
Interest & Sinking					TxP	I&S		38,101.63	0.62	38,102.25	n/a	n/a		
Health Plan					TxP	HP		1,214.02	0.00	1,214.02	n/a	n/a		
Total Pools							\$ 1,063,280.36	\$ 16.88	\$ 1,063,297.24					
Insured Cash Sweeps Accounts														
Deposit Pooled Cash					BTH*	Daily	n/a	\$ 14,595,667.42	\$ 1,203,485.39	\$ 1,014.89	\$ (1,848,598.40)	13,951,569.30	n/a	n/a
Accounts Payable Cash					BTH*	Daily	n/a	1,194,459.70	747,318.69	52.95	(1,145,486.40)	796,344.95	n/a	n/a
Payroll Cash					BTH*	Daily	n/a	909,968.78	636,070.87	42.68	(637,730.44)	908,351.89	n/a	n/a
Health Plan					BTH*	Daily	n/a	756,862.06	175,563.60	48.85	(283,944.31)	648,530.20	n/a	n/a
Total Sweeps							\$ 17,456,957.96	\$ 2,762,438.55	\$ 1,159.38	\$ (3,915,759.55)	16,304,796.34			
Total Investments					Total WAM days	165	\$ 33,853,223.86	\$ 2,762,438.55	\$ 13,927.52	\$ (3,915,759.55)	\$ 32,713,830.38	\$ 8,498.10	\$ 8,768.62	
Investments By Type														
BT - Traditional CD										\$ 14,826,940.45	45.32%			
BT - CDARS											0.00%			
Non-Depository CD										490,893.43	1.50%			
BT-Restricted CD										27,902.92	0.09%			
BT-ICS										16,304,796.34	49.84%			
Money Market Accts										0.00	0.00%			
Pools										1,063,297.24	3.25%			
Total										\$ 32,713,830.38	100.00%			
										0.00				
* Does not include in-transit items which can be either positive or negative.														
Note BT* - BankTexas is the county's placement bank for both CDARS and ICS accounts into other FDIC covered banks. For bank details use Supplement Investment Schedule.														
I hereby submit the above report in addition to attached Supplement Investment Schedule as the written report of Investment transactions for all Invested funds held by Wood County Treasurer for period shown above and certify that these investments are in compliance with the local investment policy and Public Funds Investment Act.														
 Becky S. Burford, Wood County Treasurer Wood County Investment Officer 04/30/2021														

COUNTY CLERK, WOOD CO TX
 FILED FOR RECORD
 2021 JUN 15 AM 10:51

WOOD COUNTY, TEXAS
Supplement Investment Schedule
Summary of FDIC-Insured Institutions
Outside of Depository Bank
03/31/2021

Bank	Location	Balance	Reference	Recap By Type	
	City National Bank	Quitman, TX	\$ 240,751.55	CD 58& 59	
	First National Bank-Winnsboro, TX	Winnsboro, TX	250,141.88	CD 60& 61	490,893.43 Local CD
20504	Ameris Bank	Atlanta, GA	0.14	ICS-DPC	
34589	Atlantic Union Bank	Richmond, VA	248,366.87	ICS-DPC	16,304,796.34 Insured Cash Sweeps
35546	Axos Bank	San Diego, CA	248,366.87	ICS-DPC	0.00 CDARS
57197	BNC National Bank	Glendale, AZ	4.11	ICS-DPC	
4214	BOKF, National Association	Tulsa, OK	248,366.59	ICS-DPC	\$ 16,795,689.77
18408	Bangor Savings Bank	Bangor, ME	248,366.87	ICS-DPC	(0.00)
110	Bank OZK	Little Rock, AR	248,366.87	ICS-DPC	
3514	Bank of the West	San Francisco, CA	13.01	ICS-DPC	
58979	BankUnited	Miami Lakes, FL	1.54	ICS-DPC	
17514	Banterra Bank	Marion, IL	248,366.87	ICS-DPC	
19581	Bell Bank	Fargo, ND	248,366.87	ICS-DPC	
12923	Bremer Bank, National Association	South St. Paul, MN	12.19	ICS-DPC	
58823	CapStar Bank	Nashville, TN	42,955.56	ICS-DPC	
11241	Centennial Bank	Conway, AR	248,366.87	ICS-DPC	
9423	Choice Financial Group	Grafton, ND	11.83	ICS-DPC	
57957	Citizens Bank, National Association	Providence, RI	248,366.87	ICS-DPC	
20234	City National Bank of Florida	Miami, FL	248,366.87	ICS-DPC	
58410	Cross River Bank	Teaneck, NJ	248,366.87	ICS-DPC	
31628	East West Bank	Pasadena, CA	248,366.87	ICS-DPC	
12054	Emigrant Bank	New York City, NY	248,366.86	ICS-DPC	
27408	Enterprise Bank and Trust Company	Lowell, MA	13.40	ICS-DPC	
25858	Equity Bank	Andover, KS	248,366.87	ICS-DPC	
28262	Essa Bank & Trust	Stroudsburg, PA	248,366.85	ICS-DPC	
1291	Farmers Bank & Trust Company	Magnolia, AR	248,366.87	ICS-DPC	
29058	First Financial Northwest Bank	Renton, WA	248,363.53	ICS-DPC	
4977	First Horizon Bank	Memphis, TN	248,365.78	ICS-DPC	
10248	First International Bank & Trust	Watford City, ND	248,366.87	ICS-DPC	
5452	First National Bank of Omaha	Omaha, NE	248,366.87	ICS-DPC	
8663	FirstBank	Nashville, TN	248,366.87	ICS-DPC	
7551	Fulton Bank, N.A.	Lancaster, PA	248,366.87	ICS-DPC	
29546	Great Southern Bank	Reeds Spring, MO	248,366.87	ICS-DPC	
32974	Gulf Coast Bank and Trust Company	New Orleans, LA	248,366.87	ICS-DPC	
4977	IBERIABANK a div of First Horizon	Memphis, TN	1.08	ICS-DPC	
3076	Independent Bank-McKinney	McKinney, TX	248,366.87	ICS-DPC	
27811	Independent Bank-Ionia	Ionia, MI	248,366.87	ICS-DPC	
58316	Investar Bank	Baton Rouge, LA	248,366.87	ICS-DPC	
19977	Israel Discount Bank if New York	New York City, NY	248,366.87	ICS-DPC	
17534	KeyBank National Association	Cleveland, OH	248,365.10	ICS-DPC	
32242	Liberty Savings Bank, F. S. B	Wilmington, OH	248,366.86	ICS-DPC	
19531	Machias Savings Bank	Machias, ME	248,355.75	ICS-DPC	
18013	Mascoma Bank	Lebanon, NH	248,360.89	ICS-DPC	
8056	Merchants Bank of Indiana	Carmel IN	248,366.84	ICS-DPC	
4063	MidFirst Bank	Oklahoma City, OK	248,366.86	ICS-DPC	
33458	Monona Bank	Monona, WI	248,366.87	ICS-DPC	
18429	Morton Community Bank	Morton, IL	248,366.87	ICS-DPC	
16022	New York Community Bank	Westbury, NY	248,366.87	ICS-DPC	
28178	Northwest Bank	Warren, PA	248,366.87	ICS-DPC	
12614	Origin Bank	Ruston, LA	248,366.87	ICS-DPC	
24045	Pacific Western Bank	Beverly Hills, CA	248,366.87	ICS-DPC	
7514	Peoples Security Bank & Trust Co.	Scranton, PA	248,366.87	ICS-DPC	
27045	Pilot Bank	Tampa, FL	248,364.42	ICS-DPC	
35583	Pinnacle Bank - Nashville, TN	Nashville, TN	248,366.87	ICS-DPC	
17491	PlainsCapital Bank - Trust	Lubbock, TX	12.52	ICS-DPC	
29845	Premier Bank	Youngstown, OH	248,362.77	ICS-DPC	
12010	Provident Bank	Jersey City, NJ	12.52	ICS-DPC	
4160	Regent Bank	Nowata, OK	248,366.87	ICS-DPC	
18983	River City Bank	Sacramento, CA	248,366.87	ICS-DPC	
3890	Simmons Bank	Pine Bluff, AR	248,366.87	ICS-DPC	
33555	South State Bank, N.A.	Winter Haven, FL	13.53	ICS-DPC	
57358	Stifel Bank	Clayton, MO	248,366.87	ICS-DPC	
34383	Texas Capital Bank, N.A.	Dallas, TX	248,366.87	ICS-DPC	
58581	Texas Partners Bank	San Antonio, TX	248,366.87	ICS-DPC	
11866	The Farmers & Merchants State Bank	Archbold, OH	248,366.13	ICS-DPC	
34717	Town Bank, N.A.	Hartland, WI	248,366.87	ICS-DPC	
58457	TriState Capital Bank	Pittsburgh, PA	3.03	ICS-DPC	
9846	Truist Bank	Charlotte, NC	248,366.87	ICS-DPC	
13421	Union Bank & Trust	Lincoln, NE	248,366.87	ICS-DPC	

FILED FOR RECORD
 2021 JUN 15 AM 10:51
 COUNTY CLERK, WOOD CO TX

WOOD COUNTY, TEXAS
Supplement Investment Schedule
Summary of FDIC-Insured Institutions
Outside of Depository Bank
03/31/2021

	Bank	Location	Balance	Reference
22858	United Bank - Fairfax	Fairfax, VA	248,366.87	ICS-DPC
9396	Valley National Bank	Wayne, NJ	248,366.87	ICS-DPC
57512	Western Alliance Bank	Phoenix, AZ	1.27	ICS-DPC
20504	Ameris Bank	Atlanta, GA	7.21	ICS-AP
4214	BOKF, National Association	Tulsa, OK	0.02	ICS-AP
3514	Bank of the West	San Francisco, CA	248,353.84	ICS-AP
58979	BankUnited	Miami Lakes, FL	0.11	ICS-AP
12923	Bremer Bank, National Association	South St. Paul, MN	3.60	ICS-AP
58823	CapStar Bank	Nashville, TN	51,242.10	ICS-AP
27408	Enterprise Bank and Trust Company	Lowell, MA	0.28	ICS-AP
29058	First Financial Northwest Bank	Renton, WA	0.12	ICS-AP
15289	Great Western Bank	Watertown, SD	12.29	ICS-AP
19531	Machias Savings Bank	Machias, ME	1.42	ICS-AP
18013	Mascoma Bank	Lebanon, NH	0.82	ICS-AP
17491	PlainsCapital Bank	Lubbock TX	248,354.35	ICS-AP
33555	South State Bank, N.A.	Winter Haven, FL	1.92	ICS-AP
29566	United Fidelity Bank, fsb	Evansville, IN	248,366.87	ICS-AP
58979	Bank United	Miami Lakes, FL	7.25	ICS-HP
58823	CapStar Bank	Nashville, TN	151,793.78	ICS-HP
9423	Choice Financial Group	Grafton, ND	248,355.04	ICS-HP
12010	Provident Bank	Jersey City, NJ	0.29	ICS-HP
58457	TriState Capital Bank	Pittsburgh, PA	248,361.96	ICS-HP
57512	Western Alliance Bank	Phoenix, AZ	11.88	ICS-HP
20504	Ameris Bank	Atlanta, GA	248,356.47	ICS-PAY
57197	BNC National Bank	Glendale, AZ	0.11	ICS-PAY
4214	BOKF, National Association	Tulsa, OK	0.24	ICS-PAY
58979	BankUnited	Miami Lakes, FL	0.52	ICS-PAY
12923	Bremer Bank, National Association	South St. Paul, MN	0.12	ICS-PAY
58823	CapStar Bank	Nashville, TN	2,374.94	ICS-PAY
27408	Enterprise Bank and Trust Company	Lowell, MA	248,353.17	ICS-PAY
29058	First Financial Northwest Bank	Renton, WA	2.79	ICS-PAY
15289	Great Western Bank	Watertown, SD	0.22	ICS-PAY
27210	KeyBank National Association	Cleveland, OH	1.76	ICS-PAY
19531	Machias Savings Bank	Machias, ME	9.20	ICS-PAY
18013	Mascoma Bank	Lebanon, NH	5.11	ICS-PAY
29845	Premier Bank	Youngstown, OH	3.85	ICS-PAY
12010	Provident Bank	Jersey City, NJ	160,890.82	ICS-PAY
33555	South State Bank, N.A.	Winter Haven, FL	248,351.33	ICS-PAY
5969	The Farmers & Merchants State Bank	Archbold, OH	0.73	ICS-PAY
57512	Western Alliance Bank	Phoenix, AZ	0.51	ICS-PAY
			<u>\$ 16,795,689.77</u>	

FILED FOR RECORD
 2021 JUN 15 AM 10:51
 CLERK, WOOD COUNTY
 COUNTY